

Class / Level : 7<sup>th</sup> grade  
 Number of Classes : 2  
 Previous Learning :  
 horizontal Integration :

Lesson Plan  
 Unit title :4  
 Date: from to

Lesson title :1

Vertical Integration:

No.	Specific Outcomes	Resources & Materials	Instructional Strategies	Assessment		Procedures	Duration
				Strategy	Tool		
1	Students are expected to be able to:	SB page 42-43	1 – 1 / 1 – 3 1 – 7 / 1 – 8 1 – 9	Performance-based assessment	2	Introduction Name the seven wonders of the ancient world	20
	To read an article about the wonders of the ancient world		2	Communication		Read the title and talk about the pictures	20
2	Talk about places they'd like to visit		3 – 1 / 3 – 3 3 – 8 4 – 1 / 4 – 4 4 – 8 / 4 – 9	Observation 1		Students read the questions and try to answer them individually	40
-			Group Work			Check the answers with the class  Students discuss the words they don't know  In groups students choose seven places they'd like to visit and give reasons why they like to do so.	

Day & Date	Section	Period	Fulfilled Outcomes	Homework
	A& B			

Class / Level : 7<sup>th</sup> grade  
 Number of Classes :2  
 Previous Learning:-  
 Horizontal Integration

Lesson Plan  
 Unit title : 4  
 Date: from to

Lesson title :- 2

: Vertical Integration:

No.	Specific Outcomes	Resources & Materials	Instructional Strategies	Assessment		Procedures	Duration
				Strategy	Tool		
1	Students are expected to be able to:	SB page 44	1 – 1 / 1 – 3 1 – 7 / 1 – 8 1 – 9	Performance-based assessment	Check list	Introduction Before you start Open a discussion about the seven new wonders	10
2-	To read a newspaper article about Petra		2			Communication Observation	Read the reading strategies to the whole class. Go over the title and the pictures
3-	To use context to guess the meaning of new words		3 – 1 / 3 – 3 3 – 8 4 – 1 / 4 – 4 4 – 8 / 4 – 9		Students read the article and underline any word they don't know.  In pairs they guess the meaning of the new words Write them on the board Go over the comprehension questions		20  10

Day & Date	Section	Period	Fulfilled Outcomes	Homework
	A&B			
	A& B			

Reflection :

- 1- I feel satisfied with .....ss participation  
.....
- 2- Challenges that faced me .....some ss don't follow
- 3- Suggestion for

improvement good ss check and help their friends .....

Lesson Plan

Class / Level : 7<sup>th</sup> grade  
 Number of Classes :1  
 Previous Learning:  
 Horizontal Integration :

Unit title : 4  
 Date: from :- to

Lesson title :- 3

Vertical Integration:

No.	Specific Outcomes	Resources & Materials	Instructional Strategies	Assessment		Procedures	Duration
				Strategy	Tool		
	Students are expected to be able to:  To practice the past simple of the verb to be and regular verbs  To pronounce the final ed in past tense regular verbs	SB page 44	1 – 1 / 1 – 3 1 – 7 / 1 – 8 1 – 9  2  3 – 1 / 3 – 3 3 – 8  4 – 1 / 4 – 4 4 – 8 / 4 – 9	Performance-based assessment         Communication   Observation	Check list	Introduction Ask students to look back at the text about Petra Students find the six verbs that are in the simple past tense. Students write the verbs in their notebook Students use the new verbs in sentences.   Read the three examples Explain the pronunciation rules and write them on the board. In pairs students classify the words Play the cassette twice. Draw the table on the board.	5   30          5

Day & Date	Section	Period	Fulfilled Outcomes	Homework
------------	---------	--------	--------------------	----------

Lesson Plan

Class / Level : 7<sup>th</sup> grade

Unit title :4  
to

Lesson title :4

Number of Classes : 1  
Previous Learning:  
Horizontal Integration

Date: from

Vertical Integration  
:

No.	Specific Outcomes	Resources & Materials	Instructional Strategies	Assessment		Procedures	Duration
				Strategy	Tool		
1	<p>Students are expected to be able to:</p> <p>To practice the past simple affirmative, negative and interrogative</p> <p>To listen to information about ancient Jordan to develop vocabulary.</p>	SB page 48	<p>1 – 1 / 1 – 3 1 – 7 / 1 – 8 1 – 9</p> <p>2</p> <p>3 – 1 / 3 – 3 3 – 8</p> <p>4 – 1 / 4 – 4 4 – 8 / 4 – 9</p>	<p>1 – 3 / 1 – 6 2 – 2 / 3 – 2 4 – 3 / 5 – 1</p>	2	<p>Introduction</p> <p>Write some simple past tenses on the board then ask students to use them in sentences</p> <p>Show students how to form the negative and the interrogative of the past simple</p> <p>Students write the interrogative and negative forms of different sentences in the past.</p> <p>Students complete the exercise individually then check their answers in pairs</p> <p>Explain the task then play the cassette</p> <p>In pairs students check their answers</p>	<p>- 15 M</p> <p>- 15 M</p> <p>- 15 M</p> <p>- 20 M</p> <p>- 25 M</p>

Day & Date	Section	Period	Fulfilled Outcomes	Homework

Reflection :

- 1- I feel satisfied with .....
- 2- Challenges that faced me .....

.....

3- Suggestion for

Lesson Plan

Class / Level : 7<sup>th</sup> grade  
 Number of Classes : 1  
 Previous Learning:  
 Horizontal Integration

Unit title :4  
 Date: from to

Lesson title : 5

Vertical Integration

No.	Specific Outcomes	Resources & Materials	Instructional Strategies	Assessment		Procedures	Duration
				Strategy	Tool		
	Students are expected to be able to:	SB page 49	1-1 / 1-3 1-7 / 1-8 1-9	1-3 / 1-6 2-2 / 3-2 4-3 / 5-1	2	Introduction Talk about the title and the pictures	- 15 M
	To listen to a journalist talking about historical places		2	3-1 / 3-3 3-8		Read the questions with students Explain the task Play the cassette	- 15 M
	To use context to guess the meaning of new words		4-1 / 4-4 4-8 / 4-9			Ask and answer general questions about the text.	- 20 M
						Read the pre questions Play the cassette again and answer the questions	- 25 M
						In pairs students try to guess the meaning of the new words Students check their answers in pairs Discuss the report	



Day & Date	Section	Period	Fulfilled Outcomes	Homework

Reflection :

- 1- I feel satisfied with .....
- 2- Challenges that faced me .....

3- Suggestion for

Class / Level : 7<sup>th</sup> grade  
 Number of Classes : 2  
 Previous Learning::

Lesson Plan  
 Unit title : 4  
 Date: from                    to  
 Vertical Integration:

Lesson title 6

Horizontal Integration

No.	Specific Outcomes	Resources & Materials	Instructional Strategies	Assessment		Procedures	Duration
				Strategy	Tool		
1  2	Students are expected to be able to:	Pupil's Book 43 Ex+7+8+9	1 – 1 / 1 – 3 1 – 7 / 1 – 8 1 – 9	1 – 3 / 1 – 6 2 – 2 / 3 – 2 4 – 3 / 5 – 1	2	Introduction	- 15 M
	To read an article about the wonders of the ancient world	Activity Book 41 Ex 7+8+9 Audio ,Pupils,s Book	2 3 – 1 / 3 – 3 3 – 8			Read the title and talk about the pictures Students read the questions and try to answer them individually	- 15 M
	Talk about places they'd like to visit	Wall Chart  board Flashcards	4 – 1 / 4 – 4 4 – 8 / 4 – 9			Check the answers with the class Students discuss the words they don't know	- 20 M
						In groups students choose seven places they'd like to visit and give reasons why they like to do so.	- 25 M

Day & Date	Section	Period	Fulfilled Outcomes	Homework

Reflection :

- 1- I feel satisfied with .....
- 2- Challenges that faced me .....
- 3- Suggestion for .....

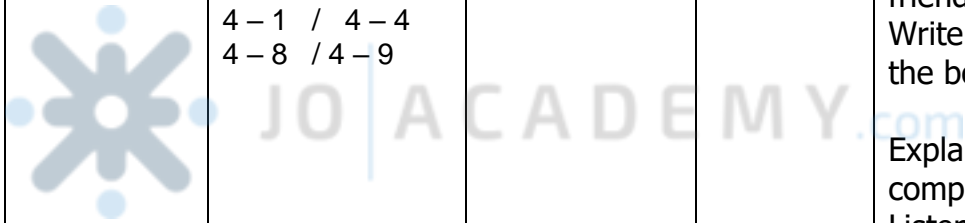
Class / Level : 7<sup>th</sup> grade  
 Number of Classes : 2  
 Previous Learning :  
 horizontal Integration :

Lesson Plan  
 Unite title :4  
 Date: from to

Lesson title : 7

Vertical Integration: going to

No.	Specific Outcomes	Resources & Materials	Instructional Strategies	Assessment		Procedures	Duration
				Strategy	Tool		
1	Students are expected to be able to:	SB page 42-43	1 – 1 / 1 – 3 1 – 7 / 1 – 8 1 – 9	Performance-based assessment	2	Introduction Play a guessing game to review the previous vocabulary.	20
2	To listen to a tourist guide in a historical location in Jordan		2	Communication		Students read the rubric and complete the text individually	20
3	To practice vocabulary related to archaeological findings		3 – 1 / 3 – 3 3 – 8	Observation 1		Check their answers with their friends Write the correct answers on the board	40
-			4 – 1 / 4 – 4 4 – 8 / 4 – 9			Explain the task then students complete it individually Listen to the tape recorder and check their answers Students describe places in the past.	
			Group Work				



Day & Date	Section	Period	Fulfilled Outcomes	Homework
	A& B			

Class / Level : 7<sup>th</sup> grade  
 Number of Classes : 2  
 Previous Learning :  
 horizontal Integration :

Lesson Plan  
 Unit title :5  
 Date: from to

Lesson title :1

Vertical Integration:

No.	Specific Outcomes	Resources & Materials	Instructional Strategies	Assessment		Procedures	Duration
				Strategy	Tool		
1	Students are expected to be able to: To read a conversation	SB page 55	1 – 1 / 1 – 3 1 – 7 / 1 – 8 1 – 9	Performance-based assessment	2	Introduction Read through the questions with students Give students time to read the text	20
2	To use the context to guess the meaning of new words		2	Communication		Why do you think these two men famous?	20
3	To talk about detectives		3 – 1 / 3 – 3 3 – 8	Observation 1		Students read the text again	
-			4 – 1 / 4 – 4 4 – 8 / 4 – 9			Teacher check their understanding of the text through simple questions.	40
			Group Work			In pairs students try to guess the meaning of the new words in context. Then check their answers with the vocabulary in the activity book.	
						In pairs students ask and answer the comprehension questions	

Day & Date	Section	Period	Fulfilled Outcomes	Homework
	A& B			



Class / Level : 7<sup>th</sup> grade  
 Number of Classes :2  
 Previous Learning:-  
 Horizontal Integration

Lesson Plan  
 Unite title : 5  
 Date: from to

Lesson title :- 2

: Vertical Integration:

No.	Specific Outcomes	Resources & Materials	Instructional Strategies	Assessment		Procedures	Duration
				Strategy	Tool		
1	Students are expected to be able to: To talk about the qualities of famous fictional detectives	SB page 56	1 – 1 / 1 – 3 1 – 7 / 1 – 8 1 – 9	Performance-based assessment	Check list	Introduction Revise the previous vocabulary	10
2-			2			Open a discussion about who these characters are and what objects are typically associated with them.	40
-	To read three short extracts about detectives.		3 – 1 / 3 – 3 3 – 8	Communication		Students read the article quickly and discuss what it is about.	20
			4 – 1 / 4 – 4 4 – 8 / 4 – 9			Observation	Check students understanding of the article. Students answer the questions individually Write the suggested answer on the board.

Day & Date	Section	Period	Fulfilled Outcomes	Homework
	A&B			
	A& B			

Reflection :

3- I feel satisfied with .....ss participation  
 .....

4- Challenges that faced me .....some ss don't follow

3- Suggestion for

improvement good ss check and help their friends .....

Lesson Plan

Class / Level : 7<sup>th</sup> grade

Unit title : 5

Lesson title :- 3

Number of Classes :1

Date: from :- to

Previous Learning: dry the dishes, sandwich, task wash the car

Horizontal Integration :

Vertical Integration:

No.	Specific Outcomes	Resources & Materials	Instructional Strategies	Assessment		Procedures	Duration
				Strategy	Tool		
1	Students are expected to be able to:  To practice the past simple of irregular verbs	SB page 56	1 – 1 / 1 – 3 1 – 7 / 1 – 8 1 – 9  2  3 – 1 / 3 – 3 3 – 8  4 – 1 / 4 – 4 4 – 8 / 4 – 9	Performance-based assessment      Communication   Observation	Check list	. Introduction Read the rubric to the whole class and put students into pairs to find the past simple forms of these verbs Write the answer on the board. In pairs students read the dialogue and fill in the gaps with the correct verb. Students read the answers out. Then students write the infinitive form of the verbs.  Play the cassette and let students check their answers  Play a spelling game of the irregular verbs	5  30       5

Day & Date	Section	Period	Fulfilled Outcomes	Homework
------------	---------	--------	--------------------	----------



Class / Level : 7<sup>th</sup> grade  
 Number of Classes : 1  
 Previous Learning:  
 Horizontal Integration

Lesson Plan  
 Unit title :5  
 Date: from to

Lesson title : 4

Vertical Integration

No.	Specific Outcomes	Resources & Materials	Instructional Strategies	Assessment		Procedures	Duration
				Strategy	Tool		
	Students are expected to be able to:	SB page 59-60	1-1 / 1-3	1-3 / 1-6	2	Introduction Talk about the pictures Play the cassette and ask them to write the words in their notebooks. In pairs they check their meanings	- 15 M
	To determine the meaning of words in context.		1-7 / 1-8	2-2 / 3-2			- 15 M
	Read the story and answer the questions		1-9	4-3 / 5-1			- 15 M
			2				- 20 M
			3-1 / 3-3 3-8				- 25 M
		4-1 / 4-4 4-8 / 4-9			Students listen to the story twice Students act out the story And underline the words they don't understand Write these words on the board and students look them up in the dictionary.  Check the understanding of the story. In pairs students answer the comprehension questions Check their answers and write them on the board.		



Day & Date	Section	Period	Fulfilled Outcomes	Homework

Reflection :

3- I feel satisfied with .....

4- Challenges that faced me .....

.....

3- Suggestion for

Class / Level : 7<sup>th</sup> grade  
 Number of Classes : 2  
 Previous Learning::

Lesson Plan  
 Unit title : 5  
 Date: from to  
 Vertical Integration:

Lesson title 4

Horizontal Integration

No.	Specific Outcomes	Resources & Materials	Instructional Strategies	Assessment		Procedures	Duration
				Strategy	Tool		
	Students are expected to be able to:	AB page 48-50	1 – 1 / 1 – 3 1 – 7 / 1 – 8 1 – 9	1 – 3 / 1 – 6 2 – 2 / 3 – 2 4 – 3 / 5 – 1	2	Introduction Ask students to remind me of the new words they have learnt in the module	- 15 M - 15 M
	To practice the new words		2			Individually students match the words with their meanings	- 15 M
	To practice the simple past (irregular verbs)		3 – 1 / 3 – 3 3 – 8			Students complete the table with the right form of the verbs.	- 20 M
	To practice the comparative and the superlative degree of adjectives		4 – 1 / 4 – 4 4 – 8 / 4 – 9			Remind the students with the comparative and superlative then ask them to complete exe. 3-4  Students do exe 1-2  Explain the task in exe 3 Students complete the exercise on their own Then do exe 4 in pairs Do the same thing to exe 5-6	- 25 M



Day & Date	Section	Period	Fulfilled Outcomes	Homework

Reflection :

3- I feel satisfied with .....

4- Challenges that faced me .....

.....

3- Suggestion for

Class / Level : 7<sup>th</sup> grade  
 Number of Classes : 2  
 Previous Learning :  
 horizontal Integration :

Lesson Plan  
 Unite title :5  
 Date: from to

Lesson title : 5

Vertical Integration:

No.	Specific Outcomes	Resources & Materials	Instructional Strategies	Assessment		Procedures	Duration
				Strategy	Tool		
-	Students are expected to be able to:	sB page 61	1 – 1 / 1 – 3 1 – 7 / 1 – 8 1 – 9	Performance-based assessment	2	Introduction Act out the story Ask and answer questions about it.	20
	To practice the words related to detecting		2	Communication		Read the speaking strategies Divide the class into groups and ask them to discuss the story.	20
	To listen to a police story to develop vocabulary		3 – 1 / 3 – 3 3 – 8	Observation 1		Discuss the result with the class.	40
	Discuss the story (the lost bag)		4 – 1 / 4 – 4 4 – 8 / 4 – 9			In pairs students try to complete the text  Play the cassette and let students check their answers  Students read the text aloud Write the answers on the board.	
			Group Work				

Day & Date	Section	Period	Fulfilled Outcomes	Homework
	A& B			

Class / Level : 7<sup>th</sup> grade  
 Number of Classes : 2  
 Previous Learning :  
 horizontal Integration :

Lesson Plan  
 Unit title :5  
 Date: from to

Lesson title : 6

Vertical Integration:

No.	Specific Outcomes	Resources & Materials	Instructional Strategies	Assessment		Procedures	Duration
				Strategy	Tool		
	Students are expected to be able to:	SB page 62	1 – 1 / 1 – 3 1 – 7 / 1 – 8 1 – 9	Performance-based assessment	2	Introduction Talk about the title and the pictures	20
	To discuss the solution to a case		2	Communication		Use the flash cards to teach the new words Practice the new words in sentences	20
	to read a story		3 – 1 / 3 – 3 3 – 8 4 – 1 / 4 – 4 4 – 8 / 4 – 9	Observation 1		Students read the story in groups of three. In groups students answer the questions	40
			Group Work			Divide the class into groups and ask them to read the text and try to answer the question  Each group give their answer to the class and discuss it together	

Day & Date	Section	Period	Fulfilled Outcomes	Homework
	A& B			

Class / Level : 7<sup>th</sup> grade  
 Number of Classes : 2  
 Previous Learning :  
 horizontal Integration :

Lesson Plan  
 Unit title :5  
 Date: from to

Lesson title : 7

Vertical Integration:

No.	Specific Outcomes	Resources & Materials	Instructional Strategies	Assessment		Procedures	Duration
				Strategy	Tool		
	Students are expected to be able to:	SB page 63	1 – 1 / 1 – 3 1 – 7 / 1 – 8 1 – 9	Performance-based assessment	2	Introduction Compare two books together Then use a third one.	20
	To practice the past tense of irregular verbs (affirmative, negative and interrogative)		2	Communication		Explain the task Students complete the text and check their answers in pairs. Play the cassette and let students check their answers with the tape recorder	20
	To practice the module's vocabulary		3 – 1 / 3 – 3 3 – 8  4 – 1 / 4 – 4 4 – 8 / 4 – 9	Observation 1		Do a contest to review the forms of the simple past tense of the verbs in the box.  Ask the questions and then answer them.  In pairs students rearrange the words to form correct sentences.	40
			Group Work				

Day & Date	Section	Period	Fulfilled Outcomes	Homework
	A& B			



Class / Level : 7<sup>th</sup> grade  
 Number of Classes : 2  
 Previous Learning :  
 horizontal Integration :

Lesson Plan  
 Unit title :6  
 Date: from to

Lesson title :1

Vertical Integration:

No.	Specific Outcomes	Resources & Materials	Instructional Strategies	Assessment		Procedures	Duration
				Strategy	Tool		
-	Students are expected to be able to: Ask answer questions about holidays	SB pag66	1 – 1 / 1 – 3 1 – 7 / 1 – 8 1 – 9	Performance-based assessment	2	Introduction Go over the pictures and the title Talk about their previous holiday	20
	To use the context to guess the meaning of new words		2 3 – 1 / 3 – 3 3 – 8	Communication Observation 1		Write the question on the board and let students practice in pairs	20
	Talk about types of holidays To listen to an expert talking about holidays		4 – 1 / 4 – 4 4 – 8 / 4 – 9	Group Work		Explain the task and play the tape recorder more than once Talk about the differences between adventure holidays and ecotourism Write the answers on the board Play the cassette and get students to guess the meaning In pairs they check the meanings at their activity books Students use the new words in sentences	40

Day & Date	Section	Period	Fulfilled Outcomes	Homework
	A& B			

Class / Level : 7<sup>th</sup> grade  
 Number of Classes :2  
 Previous Learning:-  
 Horizontal Integration

Lesson Plan  
 Unit title : 6  
 Date: from to

Lesson title :- 2

: Vertical Integration:

No.	Specific Outcomes	Resources & Materials	Instructional Strategies	Assessment		Procedures	Duration
				Strategy	Tool		
1	Students are expected to be able to:  To read a dialogue about an adventure holiday  To act out a dialogue	SB page 68	1 – 1 / 1 – 3	Performance-based assessment	Check list	Introduction	10
			1 – 7 / 1 – 8			Use the previous words in sentences	40
			1 – 9	Communication	Talk about different types of holidays	20	
			2		In groups discuss what kinds of adventures they can do in Jordan? What kind of activity they can they do their?	10	
			3 – 1 / 3 – 3		Talk and ask and answer questions about the picture		
3 – 8	In pairs students act out the dialogue						
4 – 1 / 4 – 4	Answer the comprehension question						
4 – 8 / 4 – 9							

Day & Date	Section	Period	Fulfilled Outcomes	Homework
	A&B			
	A& B			

Reflection :

- 5- I feel satisfied with .....ss participation .....
- 6- Challenges that faced me .....some ss don't follow
- 3- Suggestion for

improvement good ss check and help their friends .....

Lesson Plan

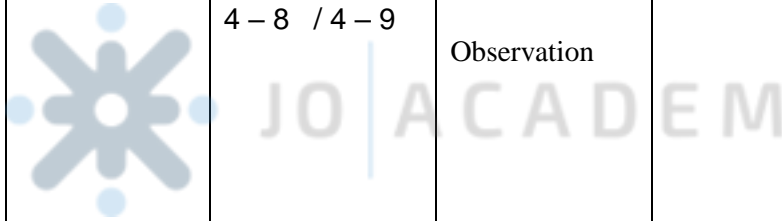
Class / Level : 7<sup>th</sup> grade  
 Number of Classes :1  
 Previous Learning:  
 Horizontal Integration :

Unit title : 6  
 Date: from :- to

Lesson title :- 3

Vertical Integration:

No.	Specific Outcomes	Resources & Materials	Instructional Strategies	Assessment		Procedures	Duration
				Strategy	Tool		
	Students are expected to be able to:  To talk about an ideal holiday using the present continuous tense	SB page 68	1 – 1 / 1 – 3 1 – 7 / 1 – 8 1 – 9  2  3 – 1 / 3 – 3 3 – 8  4 – 1 / 4 – 4 4 – 8 / 4 – 9	Performance-based assessment     Communication  Observation	Check list	Introduction Ask and answer questions about students routine  Ask some students to the front of the class and mime actions one at a time. Elicit from students what they are doing. Play a grammar game Read the rubric and students find the verbs in the present continuous. Write the answers on the board. Students read the examples then write the answers on the board. Tell students to the dialogue and give the correct form of the first verb. Students do the exercise individually.	5  30  5



Day & Date	Section	Period	Fulfilled Outcomes	Homework
------------	---------	--------	--------------------	----------

Lesson Plan

Class / Level : 7<sup>th</sup> grade

Unit title :6  
to

Lesson title :4

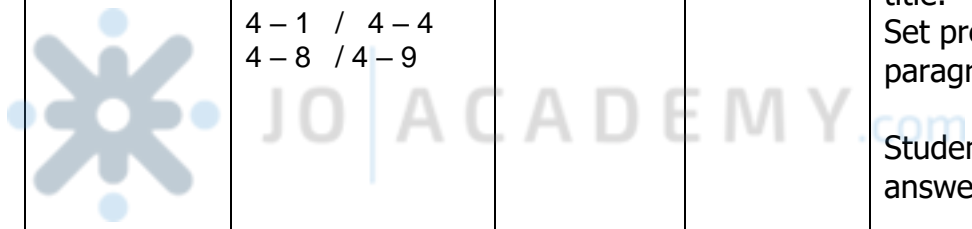
Number of Classes : 1  
Previous Learning:  
Horizontal Integration

Date: from

to

Vertical Integration  
:

No.	Specific Outcomes	Resources & Materials	Instructional Strategies	Assessment		Procedures	Duration
				Strategy	Tool		
	Students are expected to be able to:	SB page 71 and 72	1 – 1 / 1 – 3	1 – 3 / 1 – 6	2	Introduction	- 15 M
	Determine the meanings of words in context		1 – 7 / 1 – 8	2 – 2 / 3 – 2		Play grammar game to revise the usage of present continuous.	- 15 M
	To read notes about a famous traveler.		1 – 9	4 – 3 / 5 – 1		Name some travelers.	- 15 M
			2			Go over the reading strategies. Talk about the picture and the title.	- 20 M
			3 – 1 / 3 – 3			Set pre questions to each paragraph.	- 25 M
		3 – 8		Students read silently then answer the pre questions.			
		4 – 1 / 4 – 4		Go over the definitions practice the new words and use them in sentences.			
		4 – 8 / 4 – 9		Answer the comprehension questions.			



Day & Date	Section	Period	Fulfilled Outcomes	Homework

Reflection :

3- I feel satisfied with .....

4- Challenges that faced me .....

.....

3- Suggestion for

Class / Level : 7<sup>th</sup> grade  
 Number of Classes : 1  
 Previous Learning:  
 Horizontal Integration

Lesson Plan  
 Unite title :6  
 Date: from to

Lesson title : 5

No.	Specific Outcomes	Resources & Materials	Instructional Strategies	Assessment		Procedures	Duration
				Strategy	Tool		
	Students are expected to be able to:	SB page 73	1 – 1 / 1 – 3 1 – 7 / 1 – 8 1 – 9	1 – 3 / 1 – 6 2 – 2 / 3 – 2 4 – 3 / 5 – 1	2	Introduction Ask and answer questions about Ibn Battuta	- 15 M
	To listen to information about Ibn battuta.		2	3 – 1 / 3 – 3 3 – 8		Students read the rubric. Play the cassette twice and fill in the space with the right word.	- 15 M
	To check the meanings of words in a dictionary.		4 – 1 / 4 – 4 4 – 8 / 4 – 9	Students check their answers in pairs.		- 20 M	
	To write notes about activities			Play the cassette again and write the answers on the board.		- 25 M	
	To express opinion about activities			Read the rubric with the whole class and ask one students to provide a sentence to check understanding. In groups students discuss their answers.			

Day & Date	Section	Period	Fulfilled Outcomes	Homework

Reflection :

- 5- I feel satisfied with .....
- 6- Challenges that faced me .....

.....  
 3- Suggestion for

Class / Level : 7<sup>th</sup> grade  
 Number of Classes : 2  
 Previous Learning::

Lesson Plan  
 Unit title : 6  
 Date: from to  
 Vertical Integration:

Lesson title 5

Horizontal Integration

No.	Specific Outcomes	Resources & Materials	Instructional Strategies	Assessment		Procedures	Duration
				Strategy	Tool		
	Students are expected to be able to:	Activity book P 56, 57	1 – 1 / 1 – 3 1 – 7 / 1 – 8 1 – 9	1 – 3 / 1 – 6 2 – 2 / 3 – 2 4 – 3 / 5 – 1	2	Introduction List some of the new words learnt in the module. Students individually match the words with their meanings	- 15 M - 15 M
	Identify the meanings of words		2	3 – 1 / 3 – 3 3 – 8		Review the present continuous affirmative and interrogative form	- 15 M
	Use the present continuous negative, affirmative and interrogative form		3 – 1 / 3 – 3 3 – 8	4 – 1 / 4 – 4 4 – 8 / 4 – 9		Students in pairs complete the exercise	- 20 M - 25 M
			4 – 1 / 4 – 4 4 – 8 / 4 – 9			Review the negative form of the present continuous. Students complete the task in pairs. Review the selling rules of adding ing. Students complete on their own	



Day & Date	Section	Period	Fulfilled Outcomes	Homework

Reflection :

5- I feel satisfied with .....

6- Challenges that faced me .....

.....

3- Suggestion for

